


Phonics & Sight Word Games


Plus Discussion Questions



This PDF contains three of the phonics and sight word games for *The Garden Crew* from the We Read Phonics series. It is provided to make it easier for parents and teachers to create the materials suggested in the book. Just print these pages (on heavy paper or card stock, if possible), then follow the instructions for the games. In most cases, you will need scissors to cut out word or letter cards. If a game from the book is not included here, there are no printed materials needed for the game. After playing, store the instructions and game pieces in a zip-lock bag for another time.

Talking about the book with your child can be very helpful to support reading comprehension. Following the game pages is a page with suggested questions that can be helpful to ask your child both before and after reading the story.


If you have any suggestions for improving these materials, please let us know by e-mailing us at customerservice@webothread.com.



After printing this game, cut out the cards on the solid lines. Note that you will have two cards for each word.

- 1 Using one set of cards, ask your child to repeat each word after you. Shuffle both decks of cards together, and place them face down on a flat surface.
- 2 The first player turns over one card and says the word, then turns over a second card and says the word. If the cards match, the player takes those cards and continues to play. If they don't match, both cards are turned over, and it's the next player's turn.

Keep the cards. You can make more cards with other We Read Phonics books and combine the cards for even bigger games!



blue

blue

yellow

yellow

pretty	pretty
soon	soon
worked	worked
our	our

very


very

they

they

some


some



After printing this game, cut out the cards on the solid lines.

y	i e	f
a	b	d
c	e	h
k	g	l
u	v	r
s	t	o

- Use the cards to see how many words you and your child can make that end with "y." Make words that end with "y" that make the long "i" sound, and words that end with "y" that make the long "e" sound. Examples with the long "i" sound: *by, my, cry, dry, fly, fry, shy, sky, spy, try, why*; examples with the long "e" sound: *penny, party, copy, any, many, funny, very, bunny, story*.
- Then see how many words you and your child can make that use "ie." Make words with "ie" that make the long "i" sound, and words with "ie" that make the long "e" sound. Examples with the long "i" sound: *lie, pie, tie, die, cries, fries, flies, tries*; examples with the long "e" sound: *brief, chief, thief, field, yield, niece, piece*.
- You may want to suggest a word for your child to make or even present the letters for a specific word. Or you can make a word yourself and help your child read the word. After a word has been made and your child reads the word out loud, see if he can change just one letter to make a new word.





Long "e" or Long "i"?

Creating words using using
new letter patterns will help
your child review words in
this story.

Sheet 2 of 2


w

n

n

m

p



After printing this game, cut out the cards on the solid lines.

- 1 Place the cards in a circle on the floor facing up and outward. Read the words out loud in random order while your child walks around the outside of the circle.
- 2 When you stop reading the words, your child stops and picks the closest word.
- 3 Your child then reads the word out loud. If he reads it correctly, he keeps the card. If he reads it incorrectly, he puts back the card face down.
- 4 When all of the remaining cards are face down, turn the cards over and repeat. The goal is to correctly read as many cards as possible in round 1.



Lizzie

buddy

show

crew

sunny

drew

rows

sow


grow

few

loam

hoe

Discussion Questions



Talking about a book, both before and after reading, can be very helpful to support reading comprehension. Here are some suggestions for questions you might want to ask about this book. If your child gives a one-word answer to a question, ask for more details. You can also ask your own questions about the story or topic. Try to ask questions that require more than a one-word answer. But most important, try to have fun discussing the book!

BEFORE READING

1. What do you know about gardens?
2. How can working in a garden involve teamwork?
3. Can you explain "The Garden Plan" picture on page 10?

AFTER READING

1. What is this story about?
2. What are some things plants need to grow?
3. If you had a garden, what would you like to grow?