


Phonics & Sight Word Games

Plus Discussion Questions



The following pages contain three of the phonics and sight word games for *I Want to Be a Cowboy!* from the We Read Phonics series. It is provided to make it easier for parents and teachers to create the materials suggested in the book. Just print these pages (on heavy paper or card stock, if possible), then follow the instructions for the games. In most cases, you will need scissors to cut out word or letter cards. If a game from the book is not included here, there are no printed materials needed for the game. After playing, store the instructions and game pieces in a zip-lock bag for another time.

Talking about the book with your child can be very helpful to support reading comprehension. Following the game pages is a page with suggested questions that can be helpful to ask your child both before and after reading the story.

If you have any suggestions for improving these materials, please let us know by e-mailing us at customerservice@webothread.com.



After printing this game, cut out the cards on the solid lines.

- 1 Place the cards letter side up in front of your child.
- 2 Ask your child to make and say words using the letters available. For example, your child could choose the letters "l," "ou," and "d," and make the word *loud*.
- 3 If your child has difficulty, try presenting letters that will make a specific word. For example, present "b," "oo," and "k", and ask your child to make *book*. You could then ask your child to find a letter to change the word to *look*.
- 4 Ask your child to make as many words as possible that use the "ou," "ow," "aw," and "oo" cards. These letter patterns are used in the story. Possible words include *out*, *about*, *mount*, *found*, *sound*, *loud*, *cow*, *now*, *owl*, *books*, *brook*, *broom*, *look*, *soon*, *moon*, *stool* and *boots*.



o u	ow
aw	oo
a	b
t	m
n	f
d	s

l

c

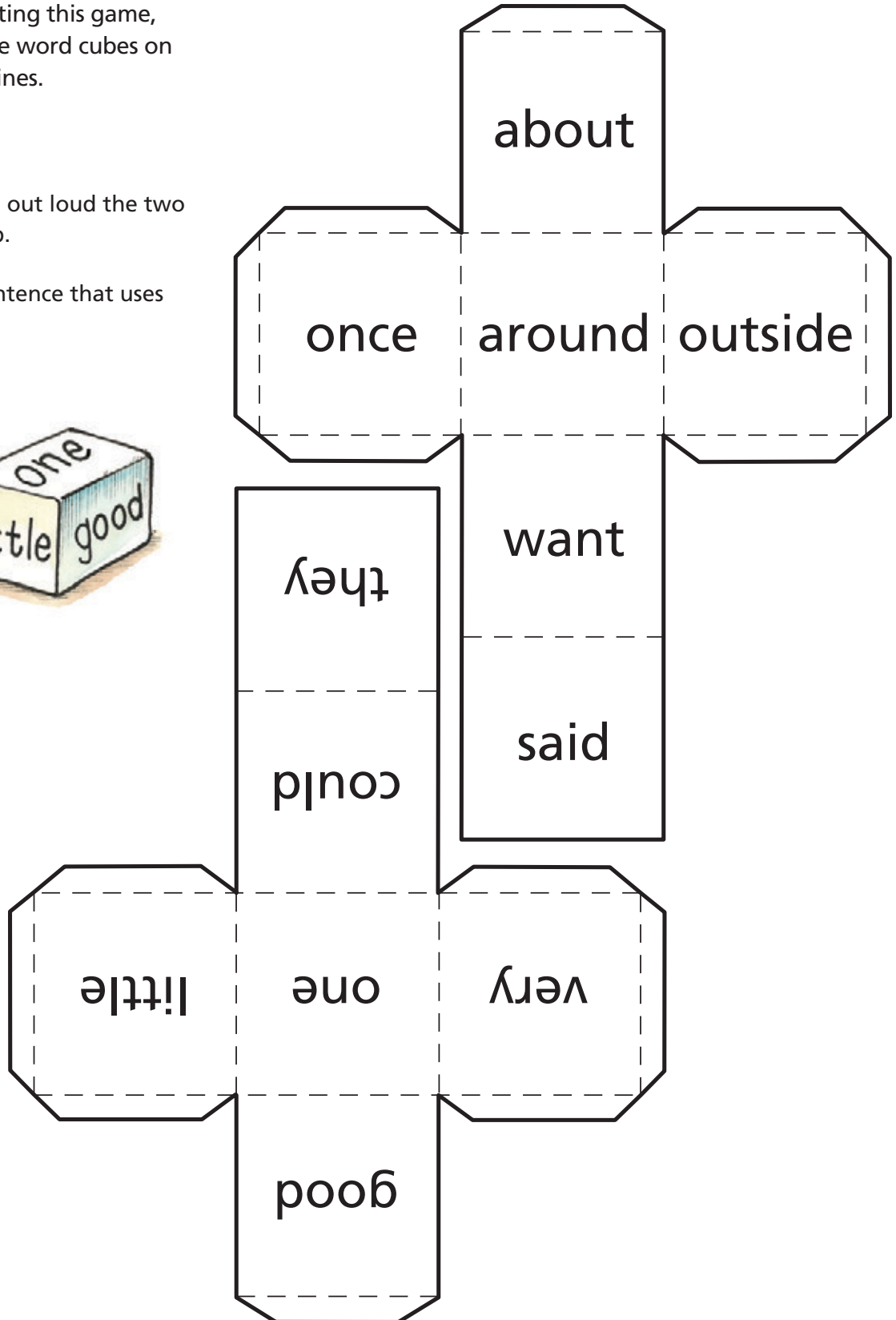

r

k



After printing this game, cut out the word cubes on the solid lines.

- 1 Roll the cubes. Read out loud the two words shown on top.
- 2 Try to make up a sentence that uses both of the words.





After printing this game, cut out the cards on the solid lines.


o u	ow
aw	oo
a	b
t	m

- 1 Place the cards with the letter side down on a table. Each player draws five cards.
- 2 The first player tries to make a word using the cards. If no word can be made, the player discards one card and draws another card, and it becomes the next player's turn.
- 3 If the first player can make a word using the cards, the player makes the word going across. After making a word, a player receives one point for each letter used and draws enough cards to maintain five cards.
- 4 Subsequent words must be built upon words previously made, either across or down, in a crossword pattern. For example, if the first player builds the word *sound*, then the next player must build a word going down, using "s," "ou," "n," or "d," such as *stool* or *town*.
- 5 Consider playing with both players showing their letters and helping each other.



l	c	r	k
n	f	d	s
a	o	u	w
a	o	u	w

Discussion Questions



Talking about a book can be very helpful to support reading comprehension. Here are some suggestions for questions you might want to ask about this book. If your child gives a one-word answer to a question, ask for more details. You can also ask your own questions about the story or topic. Try to ask questions that require more than a one-word answer. But most important, try to have fun discussing the book!

1. Describe some of the things you would like to do at a dude ranch. What would be your favorite thing to do, and why would that be your favorite?
2. Describe how Roy rescued the little cow. Try to use as many details as possible.
3. What do you think Roy will do next? What do you think Roy will do when he grows up?