


# Phonics & Sight Word Games


## Plus Discussion Questions



**T**his PDF contains the sight word game for *Which Pet Is Best?* from the We Read Phonics series. It is provided to make it easier for parents and teachers to create the materials suggested in the book. Just print the pages (on heavy paper or card stock, if possible), then follow the instructions for the game. You will need scissors to cut out word cards. If a game from the book is not included here, there are no printed materials needed for the game. After playing, store the instructions and game pieces in a zip-lock bag for another time.

Talking about the book with your child can be very helpful to support reading comprehension. Following the game pages is a page with suggested questions that can be helpful to ask your child both before and after reading the story.

If you have any suggestions for improving these materials, please let us know by e-mailing us at [customerservice@webothread.com](mailto:customerservice@webothread.com).



After printing this two-page game, cut out the cards on the solid lines. Note that you will have two cards for each word.

- 1 Using one set of cards, ask your child to repeat each word after you. Then mix the cards together, and deal three cards to each player. Put the remaining cards face down in a pile.
- 2 Player 1 asks player 2 for a particular word. If player 2 has the word card, then he passes it to player 1. If player 2 does not have the word card, then he says, "Go fish," and player 1 takes a card from the pile. Player 2 takes a turn.
- 3 Whenever a player has two cards with the same word, he puts those cards down on the table and says the word out loud. The player with the most matches wins the game.

Keep the cards and combine them with other sight word cards you make. Use them all to play this game or play sight word games featured in other We Read Phonics books.



be	be
be	be
this	this
this	this
want	want
want	want

which

which

all

all

which

which

all

all

too

too

to

to

too

too

to

to

my

my

are

are


my

my

are

are

# Discussion Questions



Talking about a book, both before and after reading, can be very helpful to support reading comprehension. Here are some suggestions for questions you might want to ask about this book. If your child gives a one-word answer to a question, ask for more details. You can also ask your own questions about the story or topic. Try to ask questions that require more than a one-word answer. But most important, try to have fun discussing the book!

## BEFORE READING

1. Look at the cover. Where do you think the girl is?
2. Can you describe a pet shop?
3. Look at the pictures of the pets in the book and tell what you know about one of them.

*Also see Picture Walk on page 2.*

## AFTER READING

1. What is the story about?
2. Describe the girl in the story. What does she like to do?
3. Is the girl in the story like you or someone you know? How is she similar?