

Sample of Cover and Selected Pages

**The following sample material is for preview purposes only.
(Scroll down to see additional pages.)**

School and district personnel may save or download this PDF to one computer and may print one copy for preview purposes only.

The downloaded PDF may also be installed and previewed on one iPad or other tablet device (use on an iPad may require downloading the free Adobe Reader app from iTunes).

Further copying or duplication is not permitted without approval of Treasure Bay, Inc.

This book may be available in multiple editions, including Paperback, Hardcover, and PDF E-Book.

For more information, call 1-800-476-6416, email us at CustomerService@TreasureBayBooks.com

or visit us online at

www.TreasureBayBooks.com

WE BOTH READ[®]

LEVEL

1-2

About the **Ocean**


by **Sindy McKay**

Take turns reading!

☺ **Parent's Page** →





← **Child's Page** ☺



Teacher & Parent Introduction

We Both Read books offer an easy and enjoyable way to encourage and help children to read! The books feature a unique format with two alternating reading levels for readers with different abilities to take turns reading aloud. Research has shown that use of this series can significantly accelerate reading development for both reluctant and eager readers.

Typically, a parent or teacher reads the pages with higher level text, and a child reads the pages written at one of six early reading levels. However, many schools also use the books for buddy-reading between students with different reading skills (usually from different grades). Please note that an “adult talking” icon  precedes the higher level text, and a “child talking” icon  precedes the easier level text. This e-book edition can be used with two readers at a computer or with an entire class and a teacher using an interactive whiteboard.

This e-book is in PDF format, and we recommend viewing it in *Two Page View*. In most cases, you can do this by going to *View* in your top navigation bar, then selecting *Page Display > Two Page View* or *Two-Up Continuous*. If available, in *Page Display*, also click *Show Cover Page in Two-Page View*. This should set up the e-book so that this page is on the left side. If this page is on the right side in *Two Page View*, we recommend viewing the book in *Single Page View*.

Special Notes for Parent

You may find it helpful to read the entire book aloud yourself the first time, then invite your child to participate the second time. As you read, try to make the story come alive by reading with expression. This will help to model good fluency. It will also be helpful to stop at various points to discuss what you are reading. This will help to increase your child's understanding of what is being read. In some books, a few challenging words are introduced in the higher level text, distinguished with **bold** lettering. Pointing out and discussing these words will help to build your child's vocabulary.

If your child struggles with a word, you can encourage "sounding it out," but keep in mind that not all words can be sounded out. Your child might pick up clues about a word from the picture, other words in the sentence, or any rhyming patterns. If your child struggles with a word for more than five seconds, it is usually best to simply say the word.

Most of all, remember to praise your child's efforts and keep the reading fun. After you have finished the book, ask a few questions and discuss what you have read together. To help increase your child's comprehension and fluency, also consider rereading the book multiple times.

Try to keep these tips in mind as you read together, but don't worry about doing everything right. Simply sharing the enjoyment of reading together will increase your child's reading skills and help to start your child off on a lifetime of reading enjoyment!

About the Ocean

A We Both Read Book
Level 1–2

To Bonnie and Jeremy—and all who come after them.
— S. M.

Text copyright © 2001 by Sindy McKay
All rights reserved.

Use of photographs provided by PhotoDisc
(Digital Imagery © copyright 2001 PhotoDisc, Inc.)
Use of other images provided by Corbis Images.

We Both Read® is a trademark of Treasure Bay, Inc.

Published by
Treasure Bay, Inc.
P.O. Box 119
Novato, CA 94948 USA

Printed in Singapore

Library of Congress Catalog Card Number: 2001131568

PDF E-Book ISBN: 978-1-60115-528-3
Hardcover ISBN: 978-1-891327-31-5
Paperback ISBN: 978-1-891327-32-2

We Both Read® Books
Patent No. 5,957,693

Visit us online at:
www.WeBothRead.com

WE BOTH READ®

About the Ocean



TREASURE **BAY**

Earth from space

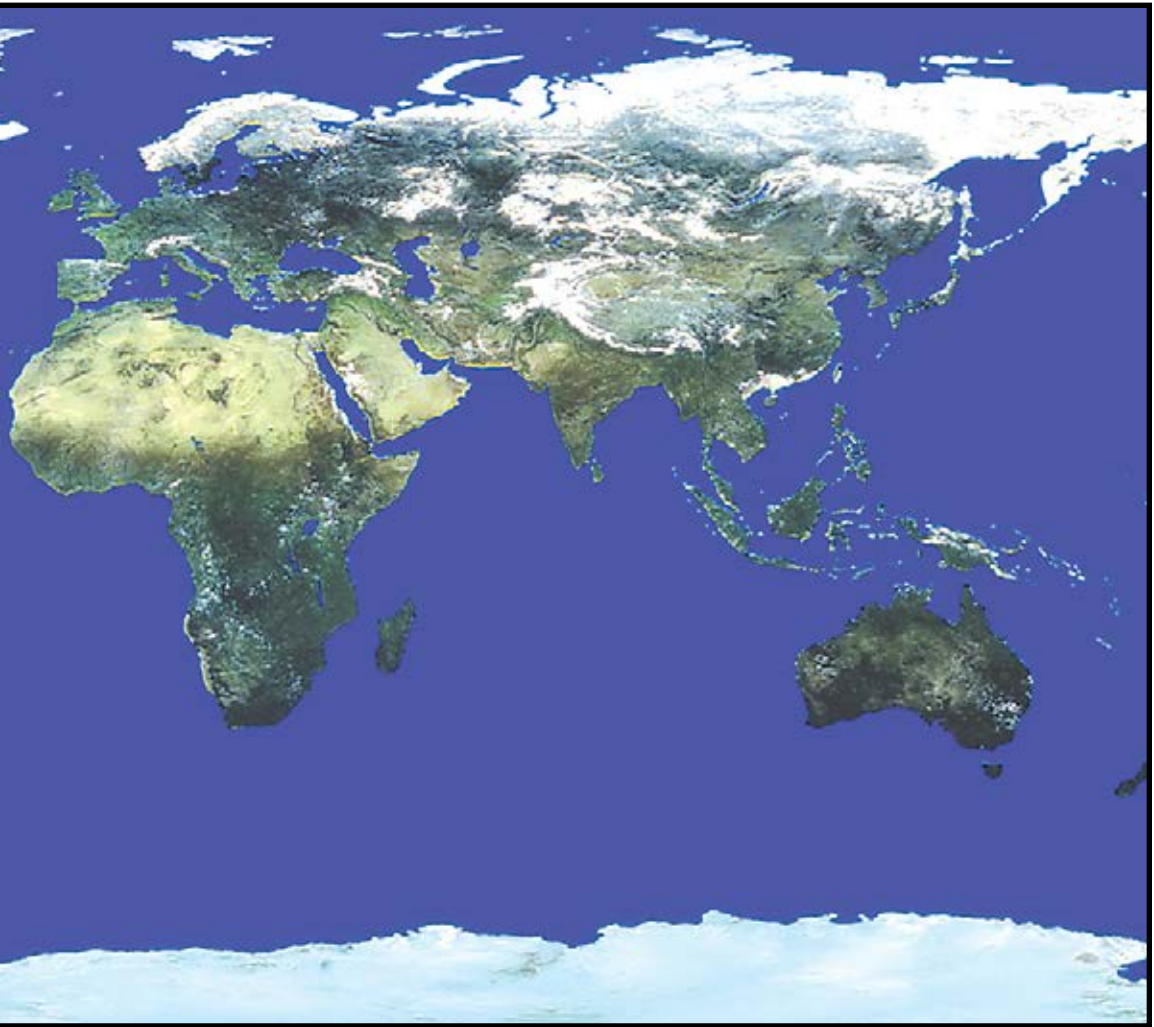


Map of Earth




Imagine you are a space alien flying high above the earth. You look down at the beautiful planet below and what do you see?

Water! You see lots and lots of water. And most of that water is contained in the **oceans** of **earth**.




☺ The **earth** is covered by much more water than land. You could fit all the land on the earth into the **oceans** three times!




There are four major oceans on earth. They are the **Pacific**, the Atlantic, the Indian, and the Arctic. There are also many smaller seas.

These oceans and most seas are all really one large connected body of water broken up by big pieces of land we call continents.

Ship at sea




☺ The **Pacific** is the biggest ocean. You can sail on it for many days and never see land.



A second group of plants and animals that live in the ocean, called the benthos, live on or in the ocean floor. They can be found throughout the ocean, from the shore to the greatest depths of the **sea**.

This group contains such unique life forms as coral, sponges, anemones, **sea** stars, crabs, clams, and sea squirts.



☺ Some people call this animal a starfish. But it is not a fish at all. The real name for it is a **sea star**.

School of anthias fish




Some kinds of fish swim together in large groups called **schools**. Schools are usually made up of fish that are eaten by larger predatory fish. Maybe there really is safety in numbers!

Zebra lionfish



☹ Not all fish swim in **schools**. This fish is the kind that likes to eat other fish.

Killer whale




Most of the animals in the ocean are able to breathe underwater. But some ocean animals need to come to the surface to breathe.

Whales and **dolphins** are mammals, just like us, and they would drown if they could not get to the surface for air.

Bottle-nosed dolphin



 **Dolphins** love to play. People like to watch them swim and jump.



Sea **turtles** spend most of their time in the water, only coming to the surface to breathe. The only time they actually leave the ocean is to lay **their** eggs under the sand on the beach. About two months later, the baby turtles are born.

Baby sea turtle



🐢 Baby sea **turtles** are born under the sand.
They have to dig **their** way out. Then they
have to find their way to the ocean.

Baby harp seal



Sea lions, walruses, sea **otters**, and seals are mammals that spend much of their lives in the ocean. They might move slowly and clumsily on land, but they are swift and graceful in the water.



- ☺ Most sea **otters** sleep on their backs in the water.
All sea otters eat on their backs in the water.



Unfortunately, one other way that humans use the ocean is as a dumping ground. Everything from trash to sewage to toxic waste goes into the sea.

We used to think that the ocean could handle all that pollution, but now we know it can't.

Warning sign at beach



👤 You can help. You can find out more about the ocean. You can share all you know with other people.

Coral reef



The more you know about the ocean, the more you appreciate how important it is. It is one of our most precious resources. Life on earth could not exist without it.

Sunrise on the ocean



☺ If we help take care of the ocean, the ocean will help take care of us.