



Summer Blast

Getting Ready for
First Grade

Reading

Math

Writing

Art

Puzzles

and more!



Table of Contents

Introduction

Welcome Letter	4
Helpful Family Resources	5

Weekly Activities

Week 1 Activities	13
Week 2 Activities	23
Week 3 Activities	33
Week 4 Activities	43
Week 5 Activities	53
Week 6 Activities	63
Week 7 Activities	73
Week 8 Activities	83
Week 9 Activities	93

Appendices

Appendix A: Activity Cards	103
Appendix B: Answer Key	119
Appendix C: Parent Handbook	123



Welcome to Summer Blast!

Dear Family,

Welcome to *Summer Blast: Getting Ready for First Grade*. First grade will be an exciting and challenging year for your child. There will be plenty of new learning opportunities, including writing complete sentences and more work with addition and subtraction! Interesting new topics in science and social studies will help keep your child engaged in the lessons at school.

Summer Blast was designed to help solidify the concepts your child learned in kindergarten and to help your child prepare for the year ahead. The activities are based on today's standards and provide practice with essential skills for the upcoming grade level. Keeping reading, writing, and mathematics skills sharp while your child is on break from school will help his or her first-grade year get off to a great start. This book will help you BLAST through summer learning loss!


Keep these tips in mind as you work with your child this summer:

- ◆ Set aside a specific time each day to work on the activities.
- ◆ Have your child complete one or two pages each time he or she works, rather than an entire week's worth of activity pages at one time.
- ◆ Keep all practice sessions with your child positive and constructive. If the mood becomes tense or you and your child get frustrated, set the book aside and find another time to practice.
- ◆ Since your child is still an emerging reader, be sure to read the direction for him or her. If your child is having difficulty understanding what to do, work through some of the problems together.
- ◆ Encourage your child to do his or her best work, and compliment the effort that goes into learning.

Enjoy spending time with your child during his or her vacation from school, and be sure to help him or her prepare for the next school year. First grade will be here before you know it!

What Does Your Rising First Grader Need to Know?

- 1 Read grade-level books more fluently.
- 2 Know how to read and spell sight words.
- 3 Write complete sentences while focusing on capitalization and punctuation.
- 4 Know how to count up to 100 and be able to read and write the numbers.
- 5 Add and subtract numbers up to 20.
- 6 Add and subtract larger numbers without regrouping.
- 7 Observe and describe things using sight, taste, touch, sound, and smell.
- 8 Understand habitats for different living things.
- 9 Understand the responsibilities of being a good citizen.
- 10 Know the holidays in the United States and the symbols that represent the holidays.



Things to Do as a Family

General Skills

- ◆ Make sure your child gets plenty of exercise. Children need about 60 minutes of physical activity each day. The summer months are the perfect time to go swimming, ride bicycles, or play outdoor team sports.
- ◆ It's also important for children this age to get plenty of sleep. Children this age need between 9 and 11 hours of sleep each night. Even in the summer, establish a nightly bedtime routine that involves relaxing activities such as a warm bath or shower or reading a story.

Reading Skills

- ◆ Help build your child's comprehension skills by asking questions about what they've read. For example, you could ask why he or she thinks a character has done something, or you could ask what he or she thinks will happen next.
- ◆ Encourage your child to reread his or her favorite books, stories, or poems. Rereading will help your child read more quickly and accurately.

Writing Skills

- ◆ Have your child keep a daily diary/journal about activities he or she is doing during time off from school. He or she can draw pictures or write words or sentences.
- ◆ Ask your child to help you write in everyday situations. You can have him or her help you write a grocery list or write a thank-you note.

Mathematics Skills

- ◆ Ask your child to compare different objects' sizes. For example, have your child put his or her toys in order from biggest to smallest or ask him or her which of two objects is smaller or bigger, etc.
- ◆ Encourage your child to practice telling time. If you are going to a movie, a special event, or even an appointment, ask your child to help you figure out what time you should leave. For example: If the movie begins at 3:30 P.M. and it takes 15 minutes to get there, what time should we leave? Be sure to point to the clock hands to support your child.

Week 1

This week, let's blast through summer learning loss by:

- ◆ saying rhyming words
- ◆ responding to a text about the beach
- ◆ writing a letter about wanting a pet
- ◆ drawing a symmetrical leaf
- ◆ filling jars with dots
- ◆ counting cars and dogs
- ◆ solving a problem about pies
- ◆ connecting dots
- ◆ playing a math game



Rhyme Time

Directions: Name the picture in each box.
Circle the picture that rhymes.

1				
2				
3				
4				

Talk About It!

Which parts of rhyming words sounds the same?

Beach Day

Directions: Read the text. Then, answer the questions below.

Sammy and I race to find seashells. We look in the sand and sea. I spot a shell on the shore. I run! Sammy does, too. We giggle as we play tug-of-war in the waves.



- 1 Which question helps you learn what a shore is?
 - (A) Who is in this story?
 - (B) What is a shore?
 - (C) What does spot mean?
- 2 Who is Sammy?
 - (A) a dog
 - (B) a cat
 - (C) a child



Please, Pretty Please?

Directions: Draw a pet you would like to have.
Write a letter about why you should get a pet.



Dear _____,

Love,

The Shape of a Leaf

Directions: Follow the steps to draw a symmetrical leaf.

Steps

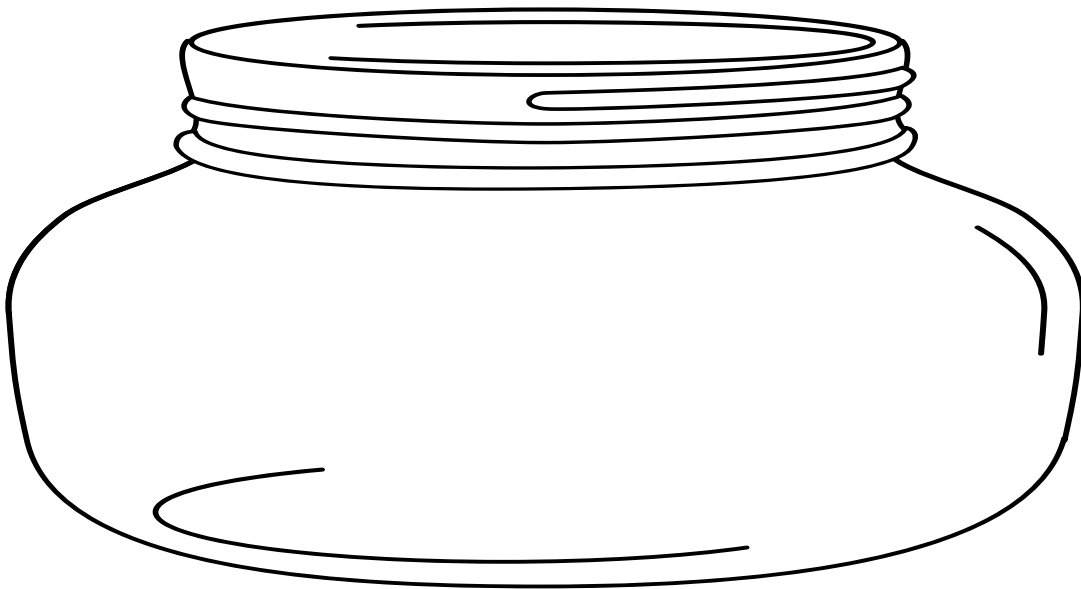
- 1 Find a leaf.
- 2 Cut it in half.
- 3 Tape one half below.
- 4 Draw the other half so it looks the same.
- 5 Color the half you drew.



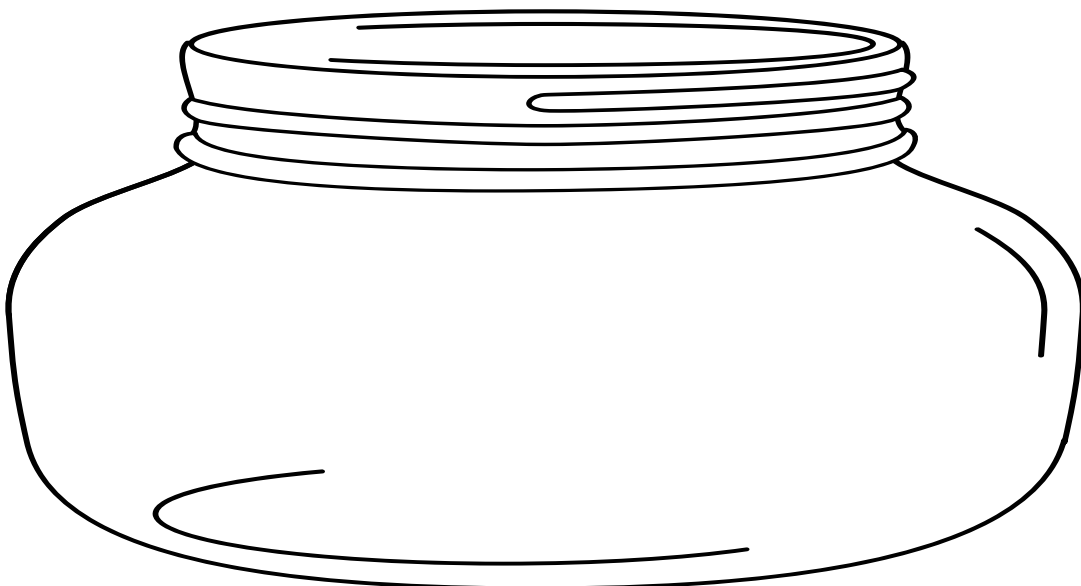
Fill a Jar

Directions: Draw dots to fill the jar.

- 1 Fill the jar with 9 dots.

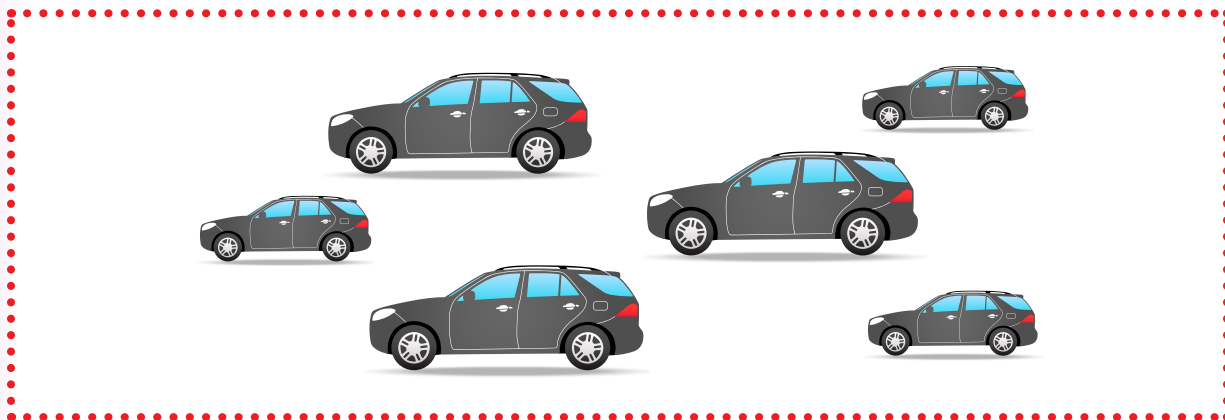


- 2 Fill the jar with 20 dots.



Sort and Count by Size

Directions: Answer the questions.



1 Count the little cars. How many? _____

2 Count the big cars. How many? _____



3 Count the big dogs. How many? _____


4 Count the little dogs. How many? _____

Pie Problem

Angela helped her mom make pies for the fair. They made 7 apple pies and 3 cherry pies. How many pies did they make for the fair?



Show It: Draw a picture showing the problem.




Solve It: Write a number sentence.



Explain It: Explain how you solved the problem.

The Surprise

Directions: Connect the dots in order. Then, color the picture.



Talk About It!

How do you know which number comes next?

What's My Number?

Number of Players

2

Materials

10 small items to use as counters (pennies, cereal, marshmallows)

Directions

- 1 Choose a number between 5 and 10. Lay that many items on the table.
- 2 Player 1 closes his or her eyes. Player 2 picks up some of the items and hides them in his or her hand.
- 3 Player 1 opens his or her eyes. He or she figures out how many items are hidden based on the number of items still on the table.
- 4 Switch roles and play again. Change the number of items.



Challenge: Write a number sentence for each problem you solve.