

Sample of Cover and Selected Pages

**The following sample material is for preview purposes only.
(Scroll down to see additional pages.)**

School and district personnel may save or download this PDF to one computer and may print one copy for preview purposes only.

The downloaded PDF may also be installed and previewed on one iPad or other tablet device (use on an iPad may require downloading the free Adobe Reader app from iTunes).

Further copying or duplication is not permitted without approval of Treasure Bay, Inc.

This book may be available in multiple editions, including Paperback, Hardcover, and PDF E-Book.

For more information, call 1-800-476-6416, email us at CustomerService@TreasureBayBooks.com

or visit us online at

www.TreasureBayBooks.com

CODE READER®

Making Difficult Words Easy

Code Reader Books provide codes with “sound keys” to help read difficult words. For example, a word that may be difficult to read is “unicorn,” so it might be followed by a code like this: unicorn (*YOO-nih-korn*). By providing codes with phonetic sound keys, Code Reader Books make reading easier and more enjoyable.

Examples of Code Reader™ Keys

Long a sound (as in make):

a (*with a silent e*) or **ay**

Examples: able (*AY-bul*); break (*brake*)

Short i sound (as in sit): **i** or **ih**

Examples: myth (*mith*); mission (*MIH-shun*)

Long i sound (as in by):

i (*with a silent e*) or **y**

Examples: might (*mite*); bicycle (*BY-sih-kul*)

Keys for the long o sound (as in hope):

o (*with a silent e*) or **oh**

Examples: molten (*MOLE-ten*); ocean (*OH-shun*)

Codes use dashes between syllables (*SIH-luh-buls*), and stressed syllables have capital letters.

To see more Code Reader sound keys, see page 46.

The Pyramids and King Tut

A Code Reader™ Book

Green Series

This book, along with the text and most images, is published under license from The Creative Company. Originally published by Black Rabbit Books as *Egyptian Pyramids: How Did They Get Built?* and *King Tut: Is His Tomb Really Cursed?* © 2019 Black Rabbit Books

Additional images provided by iStock
Additions and revisions to text in this
licensed edition: Copyright © 2026 Treasure Bay, Inc.
All rights reserved.

Reading Consultant: Jennifer L. VanSlander, Ph.D., Asst. Professor
of Educational Leadership, Columbus State University

Code Reader™ is a trademark of Treasure Bay, Inc.

Patent Pending.

Code Reader books are designed using an innovative system of methods
to create and include phonetic codes to enhance the readability of text.

Reserved rights include any patent rights.

Published by
Treasure Bay, Inc.
PO Box 519
Roseville, CA 95661 USA

Printed in China

ISBN: 978-1-60115-748-5

Visit us online at:
CodeReader.org

PR-1-26

A decorative background image at the bottom of the page showing the silhouettes of several pyramids against a warm, orange-yellow gradient sky.

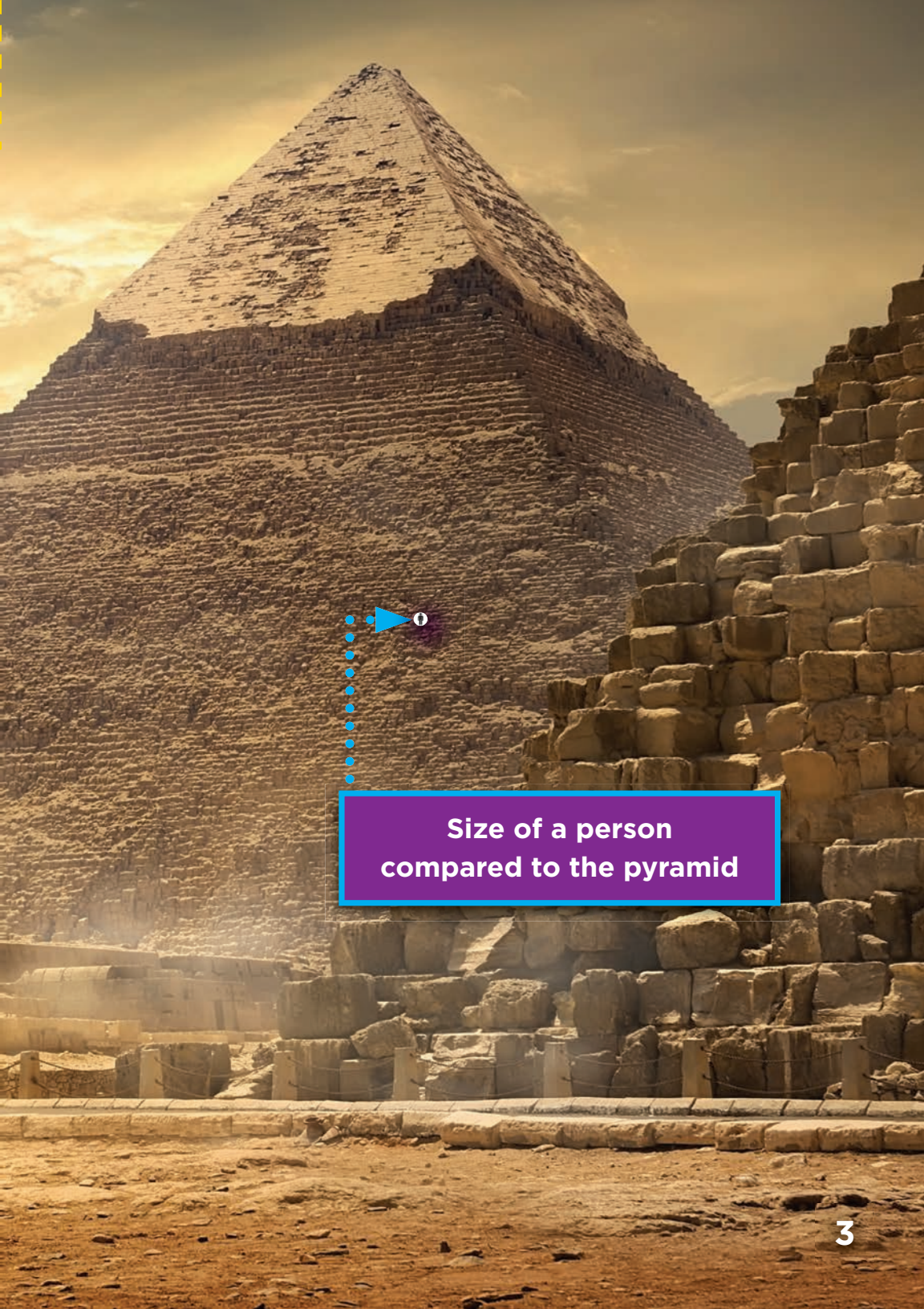
The **PYRAMIDS** and *(PEER-uh-midz)* **KING TUT**

CONTENTS

CHAPTER 1	Secrets <i>(SEE-krets)</i> in Stone	2
CHAPTER 2	Investigating <i>(in-VES-tih-gate-ing)</i> the Pyramids	8
CHAPTER 3	Pyramid Theories <i>(THEE-reez)</i>	17
CHAPTER 4	History of King Tut	28
CHAPTER 5	Questions with No Answers <i>(AN-surs)</i> ..	36
CHAPTER 6	Mysteries <i>(MIS-tur-eez)</i> to Explore	40
	Glossary	44
	Things to Think About	45
	Sound Keys for Codes	46

SECRETS *(SEE-krets)* in Stone

Tall pyramids (*PEER-uh-midz*) rise from the sand in Egypt (*EE-jipt*). But how were these huge pyramids made? And what secrets are hiding inside?



**Size of a person
compared to the pyramid**



Africa
(AF-rih-kuh)

Very Old Buildings (*BIL-dings*)

Much of Egypt is desert (*DEZ-urt*). This desert is home to more than 100 pyramids. Most people (*PEE-pul*) who study history agree they were built (*bilt*) about 4,000 years ago! But people do not agree on how or why they were built.



Egypt

SOME PYRAMIDS IN EGYPT

Mediterranean
(med-ih-tuh-RAY-nee-un)
Sea

**Great
Pyramid**





pyramids at
Abusir (*ah-boo-ZEER*)

Nile River

pyramids at
Meidum (*MY-dum*)

Step Pyramid

Red Pyramid

Bent Pyramid


INVESTIGATING

(in-VES-tih-gate-ting)

the Pyramids

The pyramids are huge. Builders used limestone (*LIME-stone*) and granite (*GRAN-it*) stones. The Great Pyramid alone has more than two million blocks. The blocks can weigh (*way*) over 5,000 pounds. That is similar to the weight of a small elephant!

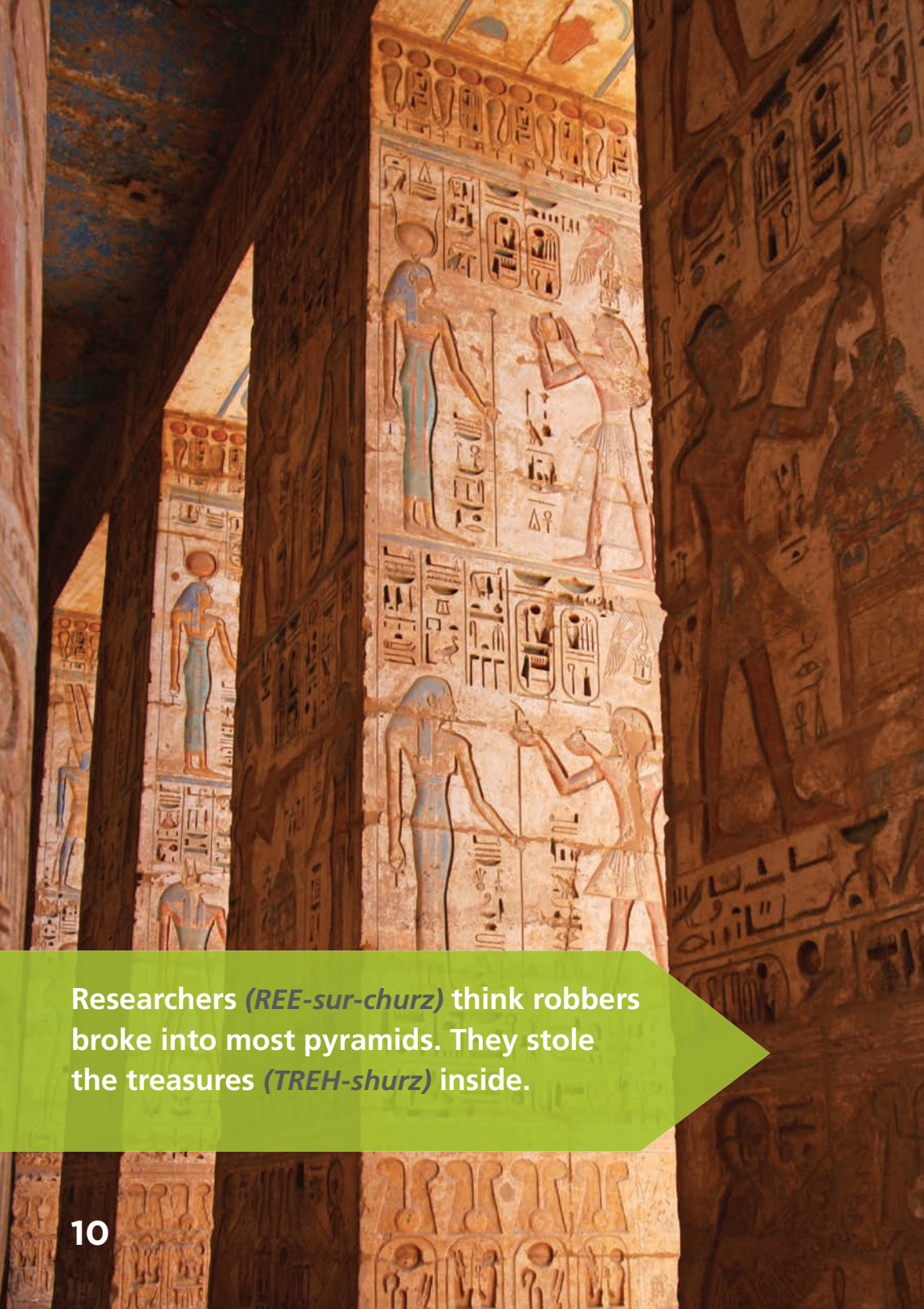
**Average Size of a Limestone
Block on the Great Pyramid**



**28 inches
tall**

**50 inches
wide**

**50 inches
long**



Researchers (*REE-sur-churz*) think robbers broke into most pyramids. They stole the treasures (*TREH-shurz*) inside.